

Results of the experimental study about the TRIACTIVE efficacy

Courtesy of Prof. Nicola Zerbinati – MD

Person in charge for this experimentation:

Prof. Nicola Zerbinati – MD

Via Cavallotti, 5

27100 – Pavia (ITALY)

Medical center:

Centro medico polispecialistico s.r.l.

Via Rotta, 6

27020 – Frazione Rotta di Travasò Siccomario (PV) (ITALY)

FINAL REPORT

15th April 2002

Results of the experimental study about the TRIACTIVE efficacy

Courtesy of Prof. Nicola Zerbinati – MD

T0: before treatment;

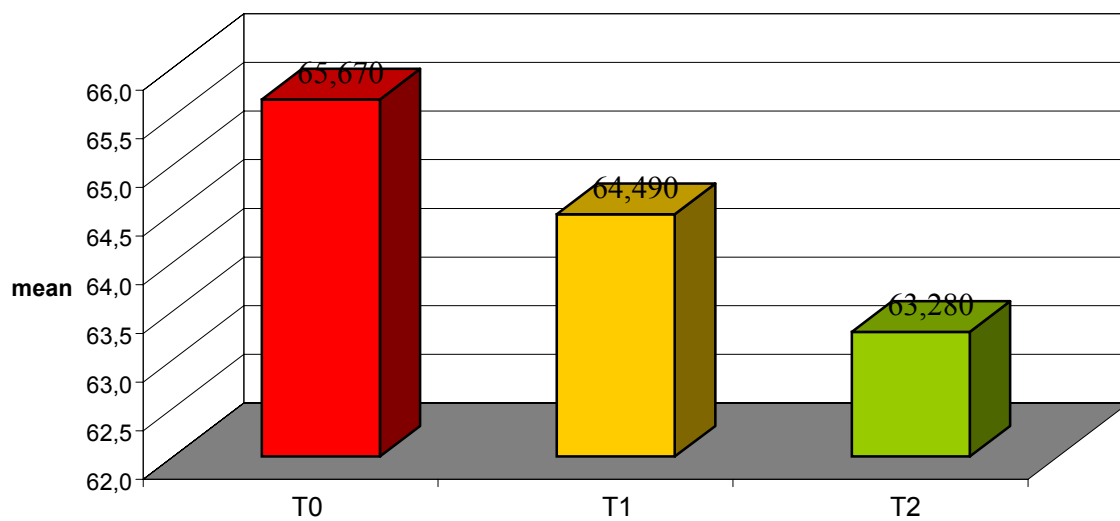
T1: after 5 treatments with TRIACTIVE system;

T2: after 10 treatments with TRIACTIVE system;

Weight (Kg)

Volunteers	T0	T1	T2
1	58,2	57,6	55,0
2	59,5	57,5	55,8
3	55,0	53,0	52,0
4	80,0	78,8	77,0
5	57,0	56,0	55,0
6	64,0	63,0	62,0
7	76,0	74,0	73,5
8	70,0	69,5	68,0
9	60,0	59,0	58,0
10	77,0	76,5	76,5

Weight (Kg)



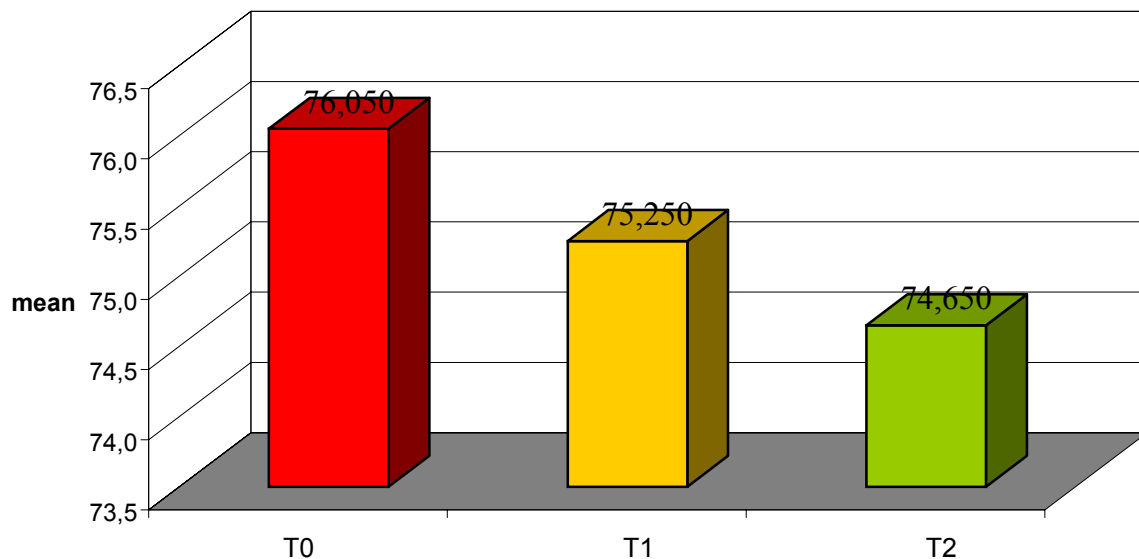
Results of the experimental study about the TRIACTIVE efficacy

Courtesy of Prof. Nicola Zerbinati – MD

Waist measurement (cm)

Volunteers	T0	T1	T2
1	74,0	73,5	72,5
2	71,0	71,0	70,5
3	78,0	77,0	75,0
4	90,5	90,0	90,0
5	71,0	70,0	69,5
6	71,0	70,0	69,5
7	74,0	73,0	72,0
8	80,0	79,0	79,0
9	71,0	70,0	69,5
10	80,0	79,0	79,0

Waist measurement (cm)



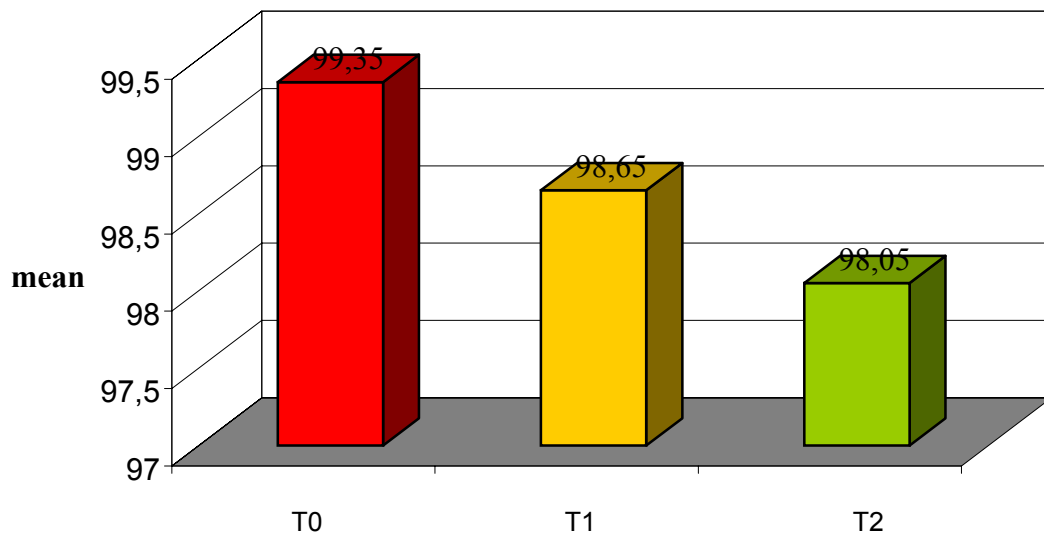
Results of the experimental study about the TRIACTIVE efficacy

Courtesy of Prof. Nicola Zerbinati – MD

Hips measurement

Volunteers	T0	T1	T2
1	98,0	97,5	97,0
2	94,0	93,5	92,5
3	97,0	96,0	95,5
4	113,0	112,5	112,0
5	94,0	93,5	93,5
6	97,5	96,5	96,0
7	107,0	106,0	105,0
8	102,0	100,5	100,0
9	91,0	90,5	90,0
10	100,0	100,0	99,0

Hips measurement (cm)



Results of the experimental study about the TRIACTIVE efficacy

Courtesy of Prof. Nicola Zerbinati – MD

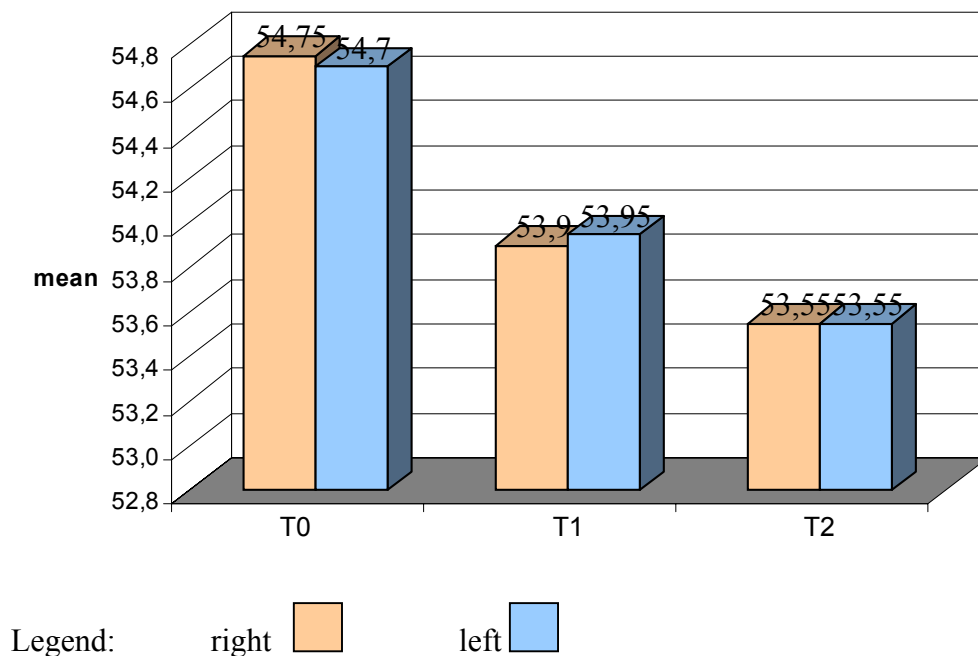
Right thigh measurement

Volunteers	T0	T1	T2
1	49,5	49,5	49,0
2	51,0	50,0	50,0
3	51,0	50,0	49,0
4	62,5	61,5	61,5
5	51,0	49,0	48,5
6	55,5	55,0	54,5
7	61,0	60,0	60,0
8	56,5	56,0	55,5
9	54,5	54,0	53,5
10	55,0	54,0	54,0

Left thigh measurement

Volunteers	T0	T1	T2
1	50,0	50,0	49,5
2	51,0	50,0	50,0
3	51,0	49,5	49,0
4	62,5	62,0	61,5
5	51,0	49,0	48,5
6	55,5	55,0	54,5
7	61,0	60,5	60,0
8	56,0	56,0	55,5
9	54,0	53,5	53,0
10	55,0	54,0	54,0

Thighs measurement (cm)



Results of the experimental study about the TRIACTIVE efficacy

Courtesy of Prof. Nicola Zerbinati – MD

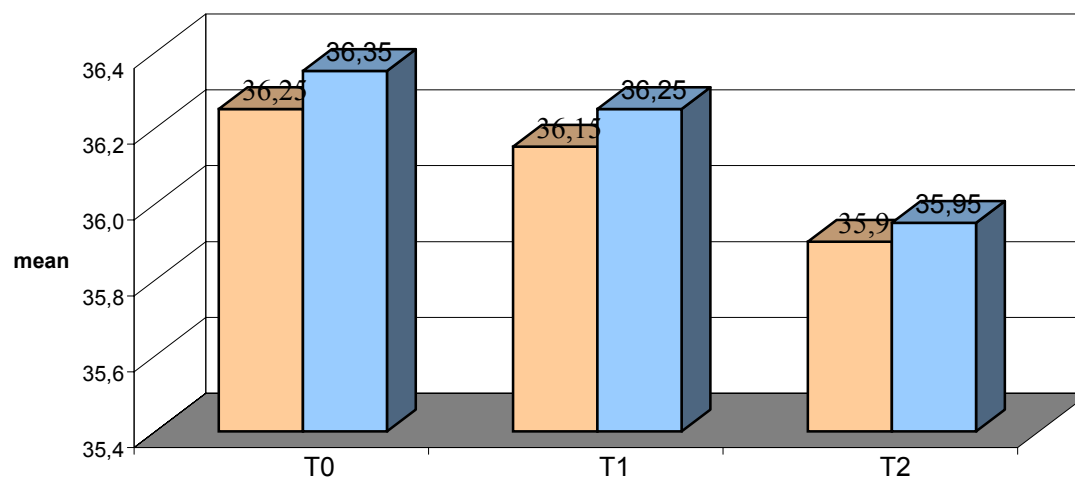
Right calf measurement



Volunteers	T0	T1	T2
1	38,0	38,0	38,0
2	37,0	37,0	36,5
3	34,0	34,0	33,5
4	41,0	41,0	40,5
5	34,0	33,5	33,5
6	33,0	32,5	32,5
7	37,0	37,0	37,0
8	37,5	37,5	37,0
9	35,0	35,0	34,5
10	36,0	36,0	36,0

Left calf measurement

Volunteers	T0	T1	T2
1	38,5	38,5	38,0
2	37,0	37,0	36,5
3	34,0	34,0	33,5
4	42,0	42,0	41,5
5	34,0	33,5	33,5
6	33,0	32,5	32,5
7	37,0	37,0	37,0
8	37,5	37,5	37,0
9	34,5	34,5	34,0
10	36,0	36,0	36,0

Calves measurement (cm)



Legend: right  left 

Results of the experimental study about the TRIACTIVE efficacy

Courtesy of Prof. Nicola Zerbinati – MD

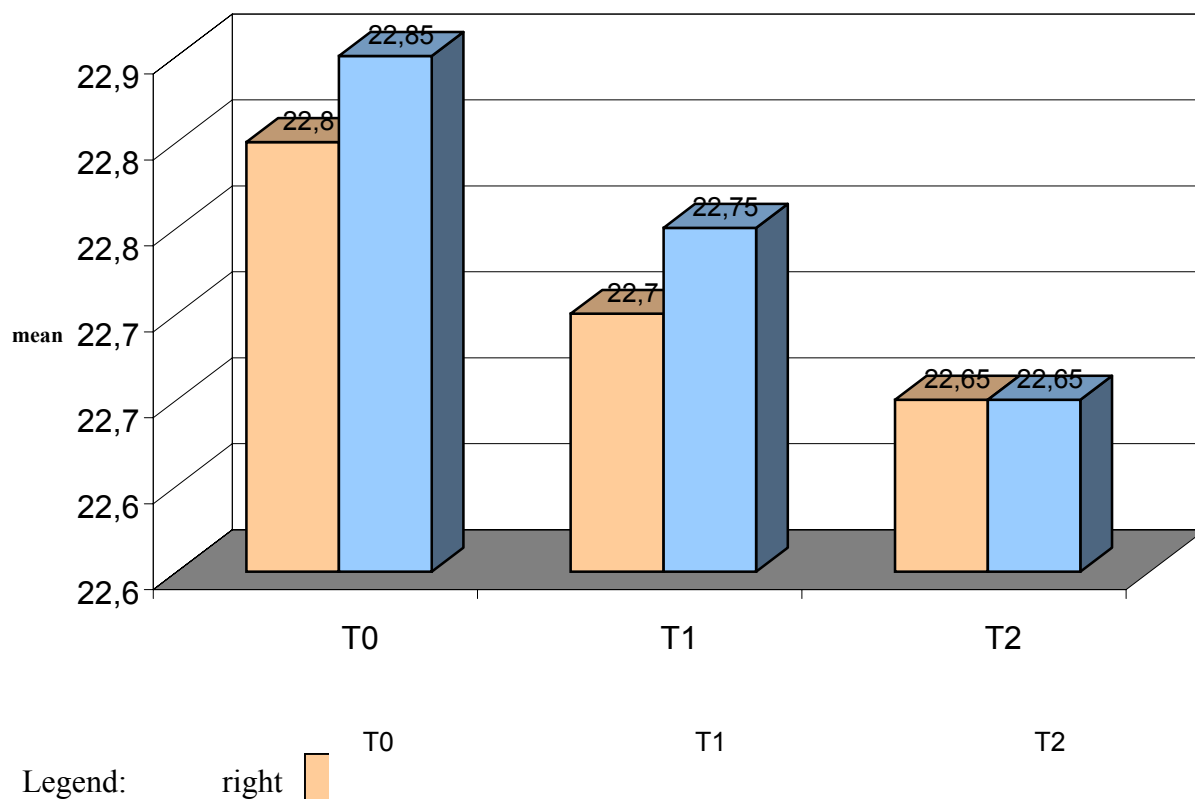
Right ankle measurement

Volunteers	T0	T1	T2
1	23,0	23,0	23,0
2	21,0	21,0	21,0
3	22,0	22,0	22,0
4	27,0	27,0	27,0
5	21,0	21,0	21,0
6	23,0	23,0	23,0
7	23,0	23,0	23,0
8	23,0	23,0	22,5
9	22,0	22,0	22,0
10	23,0	22,0	22,0

Left ankle measurement

Volunteers	T0	T1	T2
1	23,0	23,0	23,0
2	21,0	21,0	21,0
3	21,5	21,5	21,5
4	28,0	28,0	27,5
5	21,0	21,0	21,0
6	23,0	23,0	23,0
7	23,5	23,5	23,0
8	22,5	22,5	22,5
9	22,0	22,0	22,0
10	23,0	22,0	22,0

Ankles measurement



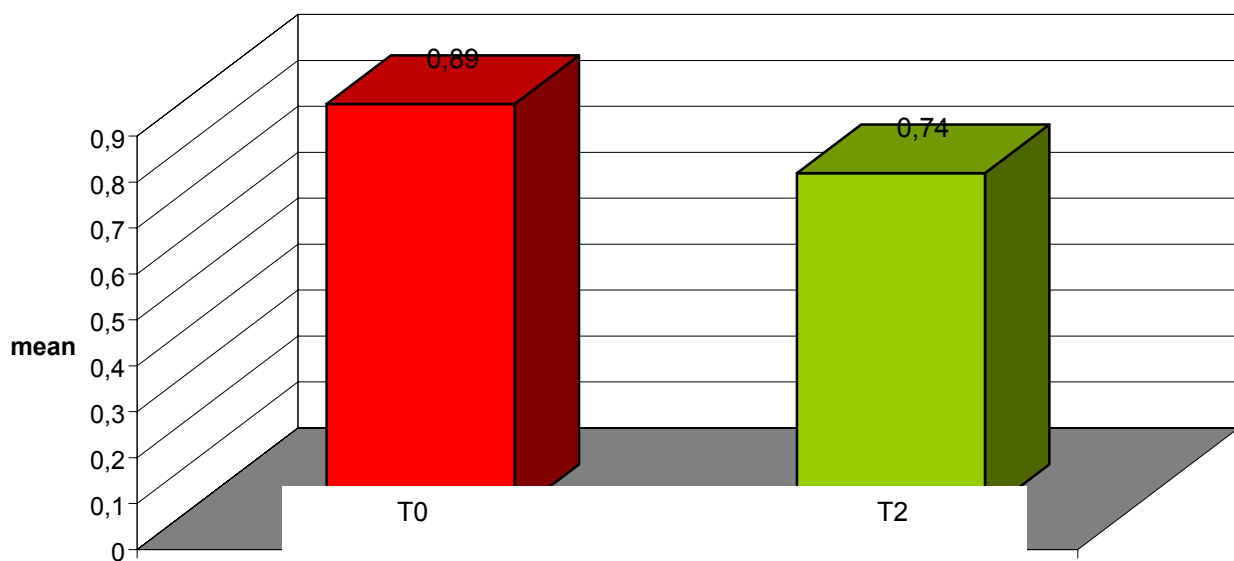
Right biceps plicometry

Results of the experimental study about the TRIACTIVE efficacy

Courtesy of Prof. Nicola Zerbinati – MD

Volunteers	T0	T2
1	0,8	0,7
2	0,8	0,7
3	1,0	0,8
4	0,8	0,8
5	0,7	0,6
6	1,0	0,8
7	1,0	0,8
8	1,0	0,8
9	0,8	0,6
10	1,0	0,8

Right biceps plicometry (cm)



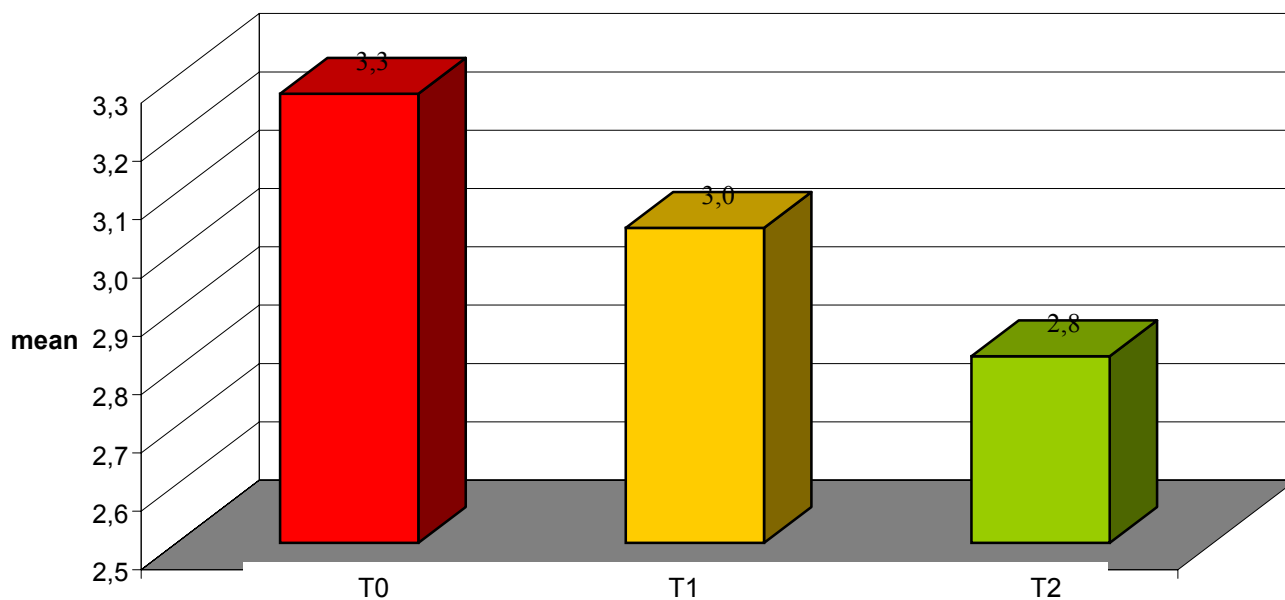
Results of the experimental study about the *TRIACTIVE* efficacy

Courtesy of Prof. Nicola Zerbinati – MD

Suprailiac plicometry

Volunteers	T0	T1	T2
1	4,0	3,8	3,5
2	2,8	2,8	2,5
3	2,3	2,0	1,9
4	4,1	3,9	3,8
5	2,2	2,1	2,0
6	2,9	2,8	2,5
7	3,4	3,0	2,8
8	4,8	4,5	4,0
9	2,9	2,5	2,3
10	3,3	3,0	2,9

Suprailiac plicometry (cm)



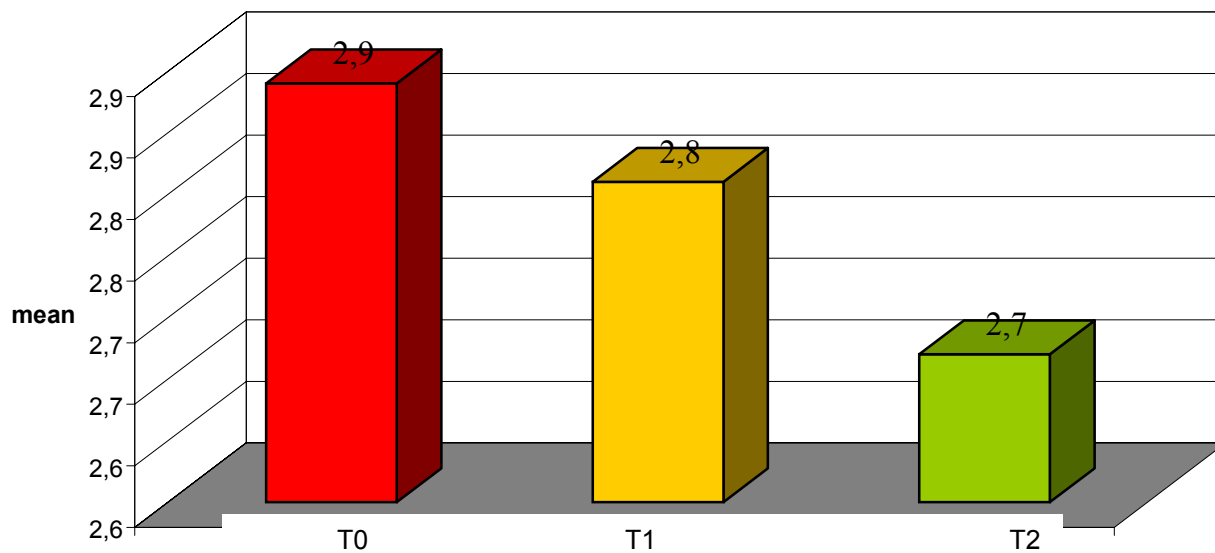
Results of the experimental study about the *TRIACTIVE* efficacy

Courtesy of Prof. Nicola Zerbinati – MD

Subscapular plicometry

Volunteers	T0	T1	T2
1	3,0	3,0	3,0
2	2,5	2,4	2,4
3	2,0	2,0	1,9
4	3,0	2,8	2,8
5	2,3	2,2	2,2
6	3,1	2,9	2,7
7	3,0	3,0	2,9
8	4,0	4,0	3,5
9	3,0	2,9	2,5
10	3,0	2,9	2,8

Subscapular plicometry (cm)



Results of the experimental study about the TRIACTIVE efficacy

Courtesy of Prof. Nicola Zerbinati – MD

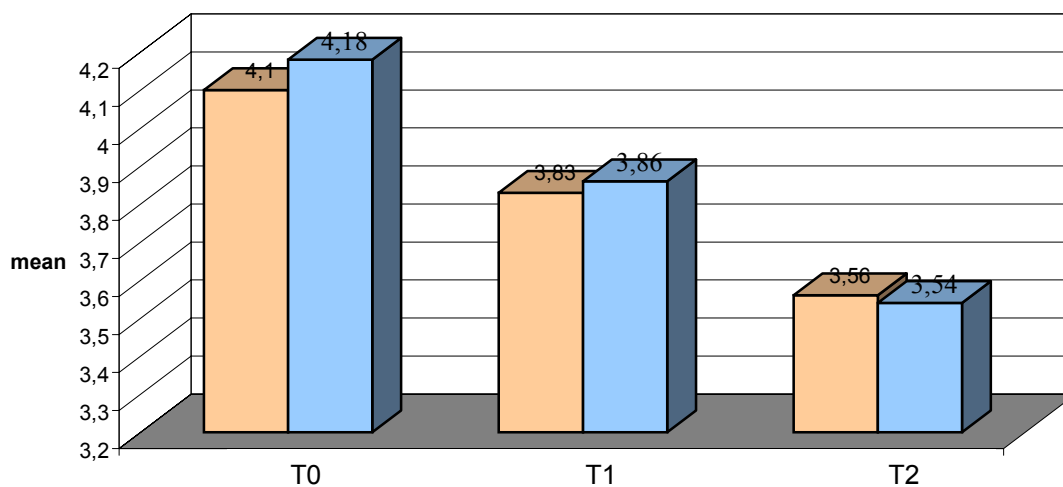
Right thigh plicometry

Volunteers	T0	T1	T2
1	4,0	3,8	3,8
2	2,8	2,8	2,0
3	3,5	3,5	3,0
4	5,0	5,0	4,9
5	2,6	2,3	2,0
6	3,2	3,0	2,8
7	4,5	4,0	3,7
8	5,0	4,9	4,4
9	3,5	3,0	2,8
10	4,0	3,8	3,8

Left thigh plicometry

Volunteers	T0	T1	T2
1	4,2	4,1	4,0
2	2,8	2,7	2,0
3	3,6	3,5	2,9
4	5,2	5,1	4,9
5	2,7	2,3	2,0
6	3,3	3,0	2,7
7	4,3	4,0	3,8
8	5,1	4,9	4,5
9	3,3	3,0	2,7
10	4,1	3,9	3,8

Thighs plicometry (cm)



Legend: right left

Results of the experimental study about the *TRIACTIVE* efficacy

Courtesy of Prof. Nicola Zerbinati – MD

Skin elasticity

Volunteers	T0	T1	T2
1	10,93	12,90	15,05
2	4,71	5,57	10,21
3	6,83	12,24	15,03
4	4,93	6,75	8,95
5	4,71	7,24	8,10
6	6,20	6,57	10,50
7	4,71	12,90	15,01
8	3,40	6,20	11,87
9	8,73	9,05	12,03
10	7,73	9,05	9,25

Skin elasticity

